

# **Errata – GM8 Game Creation 2010 Volume 1**

## Version Information

Information presented in this book is based on the PRO Edition of GM8. *We run GM8 primarily under the Advanced Mode.*



Written by Mark Overmars

Copyright c 1999-2009 YoYoGames Ltd

For information on new versions of Game Maker, addition resources, extension packages, help, and a huge collection of games, visit our website at:

Version 8.0


<http://www.yoyogames.com>

Pro

To install the PRO version you need to first download and install the free version (the Lite version) from Yoyogames. Once that is done, **make a purchase online OR enter a coupon code** to activate the PRO features. **This must be done with an active internet connection handy.**

Game\_Maker

# Game Maker



Credit card online purchase

**Purchase Pro Edition Online**

**Buy the Pro Edition Now!**


- Use rotated, colorized and translucent sprites.
- No popup logo when running your games.
- Many additional actions and functions.
- Create 3D games and multiplayer games.
- Use extension packages.

**Enter Activation Code**

Activate Game Maker with an existing license key.

**Continue Using the Lite Edition**

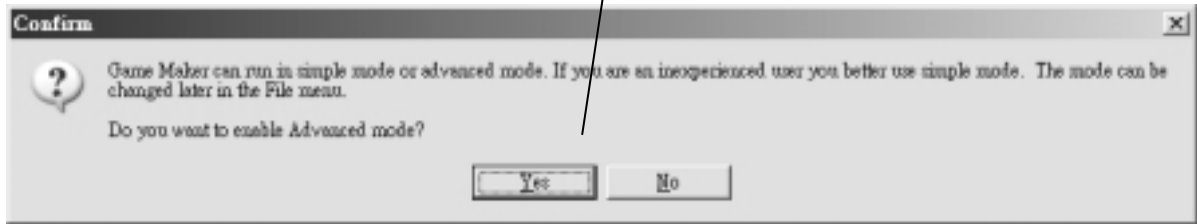
Privacy | Support  
Copyright © 1998-2009 YoYo Games Ltd.

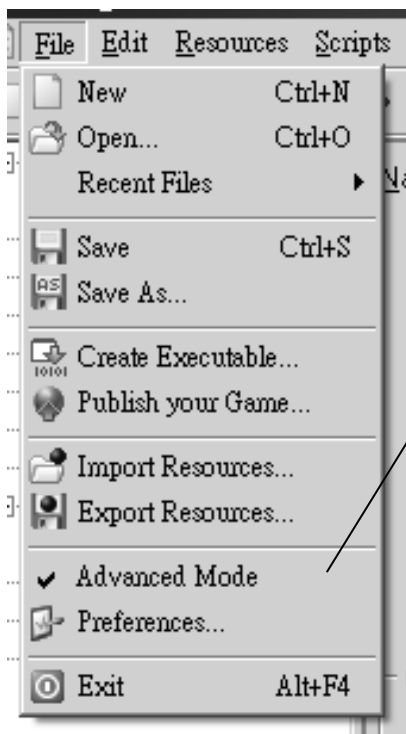




This is where you enter your coupon code (if you have one). With a coupon you can have a discount. Do NOT share it with someone else!

The first time you invoke GM8 you will be asked to choose a running mode. Click YES to use Advanced mode.





You can switch between modes by checking and unchecking this option.

The simple mode is easier to use since there are less functions available. However, for purpose of learning the program you should use Advanced Mode.

For the latest content update, please visit:

<http://www.HobbyPRESS.net/>

*Please email your questions and comments to*

[editor@HobbyPRESS.net](mailto:editor@HobbyPRESS.net).